

60W

90mm


電機特性

List of motor characteristics

電機型號 Motor model	規格 Specs	輸出功率 Output Power W	電源電壓 Voltage V	頻率 Frequency Hz	電流 Current A	起動扭矩 Starting Torque		額定扭矩 Rated Torque		額定轉速 Rated Revolution r/min	電容量/耐壓 Capacity/Ve μF/VAC		
						mN.m	gf.cm	mN.m	gf.cm				
5IK60GU-CF 5IK60A-CF	感應 Induction	60	單相 1-phase 220	50	0.45	551	5510	441	4410	1350	3.5/450		
5RK60GU-CF 5RK60A-CF	可逆 Reversible			60	0.48	462	4620	370	3700	1550	3.5/450		
				50	0.5	837	8370	670	6700	1350	4/450		
5IK60GU-AF 5IK60A-AF	感應 Induction			60	0.52	692	6920	554	5540	1550	4/450		
		50	0.90	551	5510	441	4410	1350	14/250				
5RIK60GU-AF 5RK60A-AF	可逆 Reversible	60	單相 1-phase 110	60	0.88	462	4620	370	3700	1550	14/250		
				50	1.0	837	8370	670	6700	1350	16/250		
5IK60GU-UF 5IK60A-UF	—			60	三相 3-phase 380	60	1.2	692	6920	554	5540	1550	16/250
						50	0.30	551	5510	441	4410	1350	—
5RK60GU-SF 5RK60A-SF	—	60	三相 3-phase 220	60	0.28	462	4620	370	3700	1550	—		
				50	0.52	551	5510	441	4410	1350	—		
				60	0.48	462	4620	370	3700	1550	—		

- 上表參數是指電機單體，不附加任何負荷裝置。
- 電機額定轉速、額定電流允許在±5%範圍內變動。

- Parameters in above table refer to motor alone, without any load device.
- Permissible change in rated speed and rated current of the motor is within the range of ±5%.

減速電機允許負載

Allowable load for the gear motor

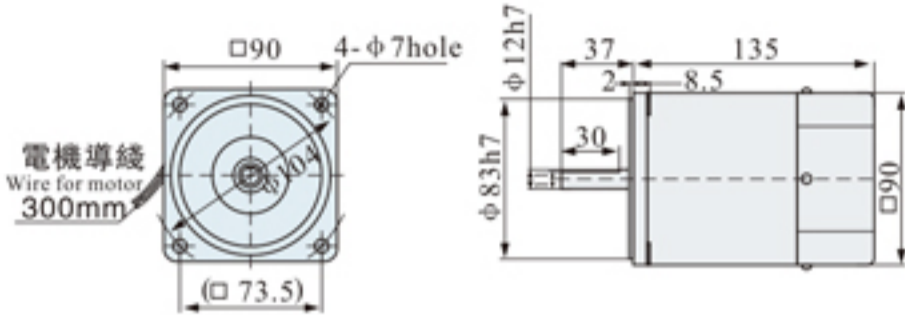
減速參數 Geared-down parameter	同步轉速r/mn Synchronous speed	500 375 300 250 200 150 120 100 75 60 50 40 35 30 25 20 15 12 10 8 7 6 5 3																					
		減速比i ratio																					
最大允許負載 Max allowable load	60W	kg.cm	11	14.6	18	21.8	27	36	41	50	65	81	98	117	130	147							200
		N.m	1.08	1.42	1.77	2.14	2.64	3.57	4.02	4.80	6.24	8.03	9.64	11.5	12.8	14.4							19.6

- 轉速是以電動機的同步轉速為基準除以減速比而算出的數值。實際轉速將隨負載大小變化而比所示數值減少2~15%左右。
- 希望以大于上表的減速比進一步減速時，可在電動機與減速機之間安裝減速比為10的中間減速機。
- 當負載扭矩超過減速電機最大允許負載扭矩，并有堵轉情況存在時，請在減速箱輸出軸和負載連接處加裝扭矩限制裝置，確保齒輪減速箱正常運行。
- The speed is based on the synchronous motor speed reduction ratio as a benchmark calculated by dividing the value of. Actual speed will vary the size of the load changes in less than the values shown in 2~15%.
- Hope to the table of the reduction ratio is greater than the further reduction, it would be installed between the motor and the reducer reduction ratio of 10 the middle of the reducer.
- When the load torque exceeds the maximum allowable load torque gear motor, and a locked rotor situation exists, please slow down box at the junction of the output shaft and load torque limit device installed to ensure the normal operation gearbox.

圓軸型

Circular shaft type

5IK60A-AF	5RK60A-AF
5IK60A-CF	5RK60A-CF
5IK60A-YF	5RK60A-YF



結構：電動機 Structure: Electric motor
重量：2.6kg Weight: 2.6kg

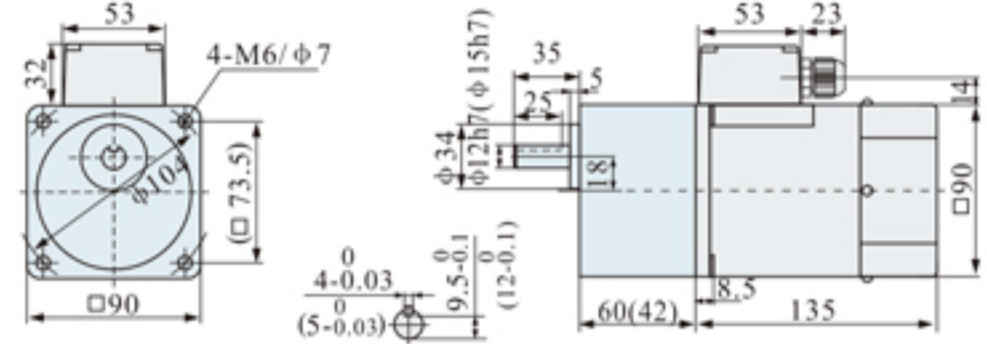
帶端子箱型

With terminal box type

5IK60GU-AFT	5RK60GU-AFT
5IK60GU-CFT	5RK60GU-CFT
5IK60GU-U(Y)FT	5RK60GU-U(Y)FT
5IK60GU-SFT	5RK60GU-SFT

齒輪品名 5GU□K

Name of Gear



結構：減速器+電動機+端子箱 Structure: Reducer+Electric motor+Terminal box
重量：3.9kg Weight: 3.9kg
減速比：1:3-1:500 Speed Reducing Ratio : 1:3-1:500

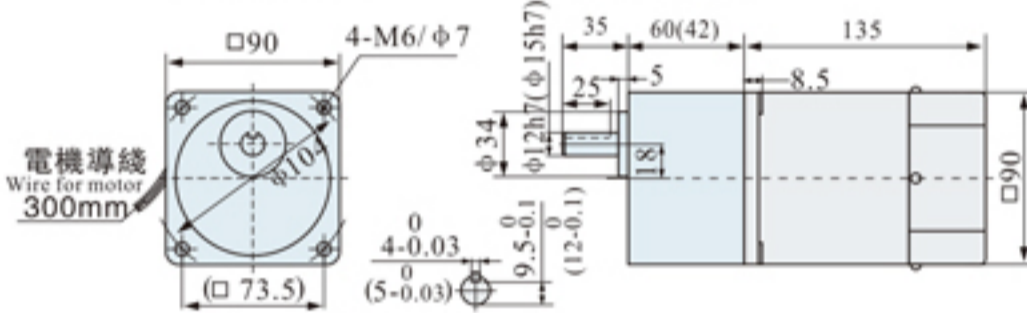
定速型

Optical axis type

5IK60GU-AF	5RK60GU-AF
5IK60GU-CF	5RK60GU-CF
5IK60GU-YF	5RK60GU-YF

齒輪品名

Name of Gear 5GU□K



結構：減速器+電動機 Structure: Reducer+Electric motor
重量：3.8kg Weight: 3.8kg
減速比：1:3-1:500 Speed Reducing Ratio : 1:3-1:500

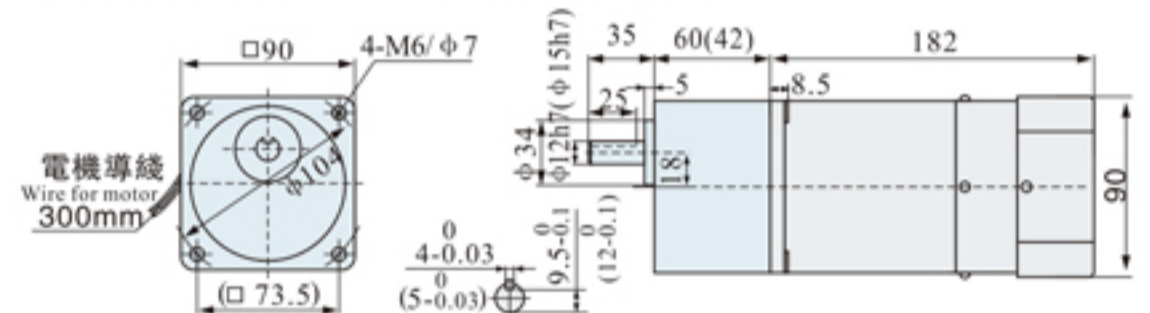
剎車定速型

Brake Optical axis type

5IK60GU-AFM	5RK60GU-AFM
5IK60GU-CFM	5RK60GU-CFM
5IK60GU-YFM	5RK60GU-YFM

齒輪品名

Name of Gear 5GU□K



結構：減速器+電動機+剎車器 Structure: Reducer+Electric motor+Brake
重量：4kg Weight: 4kg
減速比：1:3-1:500 Speed Reducing Ratio : 1:3-1:500

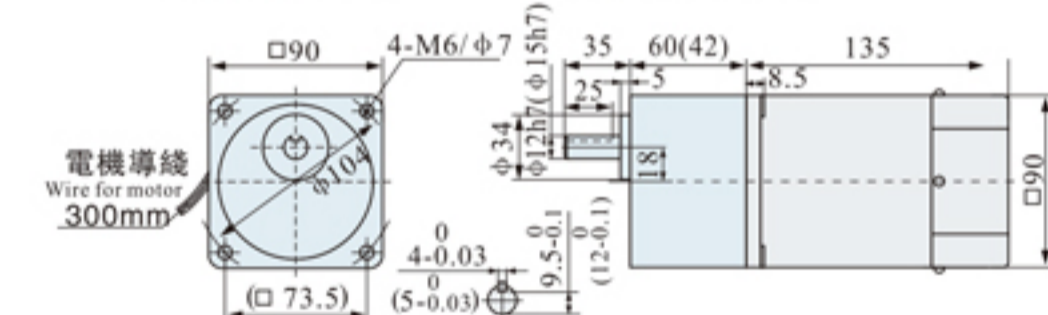
調速型

Speed regulation type

5IK60RGU-AF	5RK60RGU-AF
5IK60RGU-CF	5RK60RGU-CF

齒輪品名

Name of Gear 5GU□K



結構：減速器+電動機+調速器 Structure: Reducer+Electric motor+Speed governor
重量：3.9kg Weight: 3.9kg
減速比：1:3-1:500 Speed Reducing Ratio : 1:3-1:500

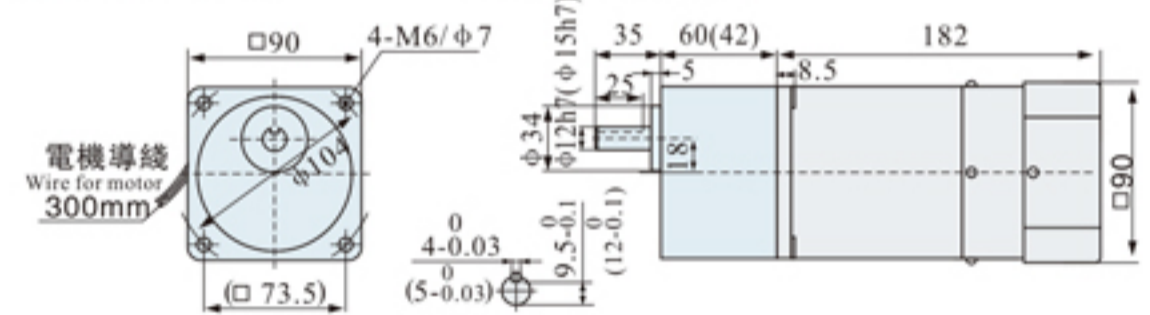
剎車調速型

Brake Speed regulation type

5IK60RGU-AFM	5RK60RGU-AFM
5IK60RGU-CFM	5RK60RGU-CFM

齒輪品名

Name of Gear 5GU□K



結構：減速器+電動機+剎車器+調速器 Structure: Reducer+Electric motor+Brake+Speed governor
重量：4.1kg Weight: 4.1kg
減速比：1:3-1:500 Speed Reducing Ratio : 1:3-1:500

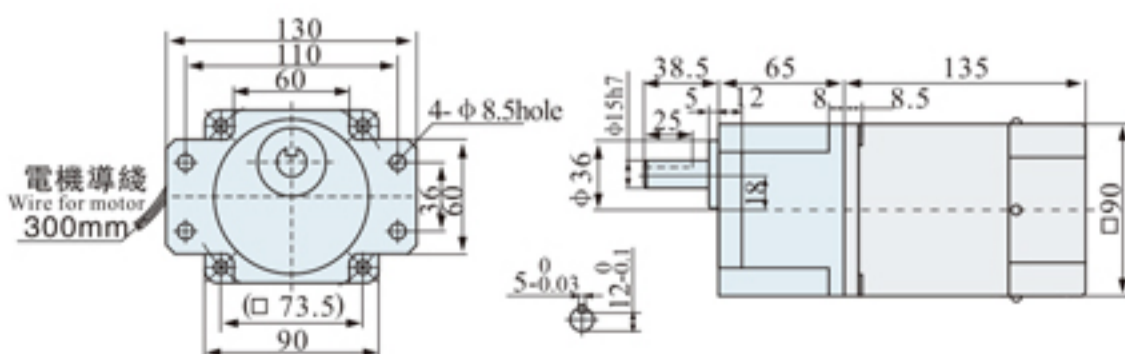
90GS定速型

Optical axis type

5IK60GU-AF	5RK60GU-AF
5IK60GU-CF	5RK60GU-CF
5IK60GU-YF	5RK60GU-YF
5IK60GU-SF	5RK60GU-SF

齒輪品名

Name of Gear 5GS□K



結構：減速器+電動機+調速器 Structure: Reducer+Electric motor+Speed governor
重量：3.9kg Weight: 3.9kg
減速比：1:3-1:500 Speed Reducing Ratio : 1:3-1:500

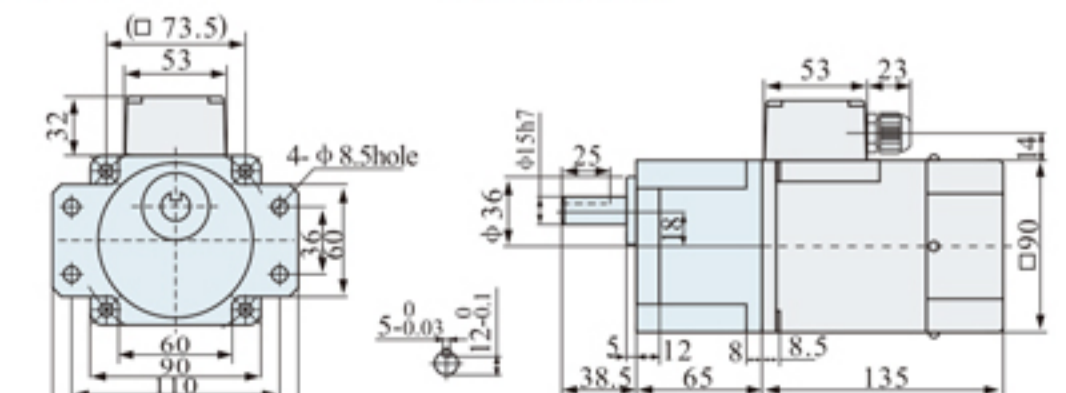
90GS帶端子箱型

With terminal box type

5IK60GU-AFT	5RK60GU-AFT
5IK60GU-CFT	5RK60GU-CFT
5IK60GU-U(Y)FT	5RK60GU-U(Y)FT
5IK60GU-SFT	5RK60GU-SFT

齒輪品名

Name of Gear 5GS□K



結構：減速器+電動機+端子箱 Structure: Reducer+Electric motor+Terminal box
重量：4kg Weight: 4kg
減速比：1:3-1:500 Speed Reducing Ratio : 1:3-1:500